



DIGITAL SCHOOLS
AWARDS EUROPE



SELFIE DIGITAL
SCHOOLS ACADEMY



Co-funded by
the European Union

AMD



SELFIE

Presentation by
Danijela Scepanovic
MoESTD, Serbia
DELTA, EC



© Randy Glasbergen
glasbergen.com



**“My teacher told me to read for an hour a day.
Do Facebook and text messages count?”**

Use of technology **≠** Digital competence


“Literacy in the 21st century is about constructing and validating knowledge.

The more information there is, the more readers have to know how to navigate through ambiguity, and triangulate and validate viewpoints.

Reading in a digital world is even more challenging given the increasing production and consumption of media content.”



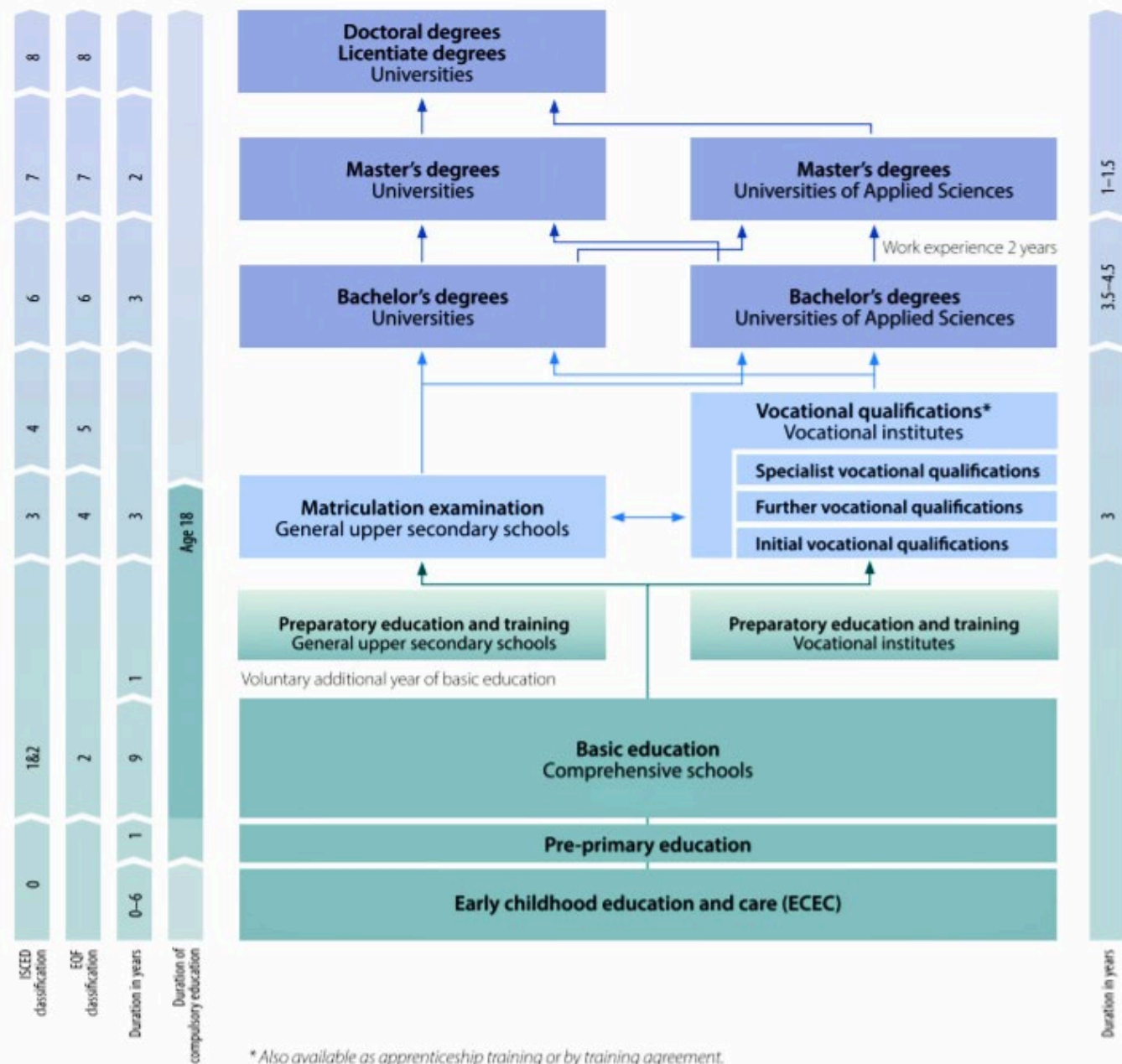
21st-Century Readers
DEVELOPING LITERACY SKILLS IN A DIGITAL WORLD



“The opportunity for students to learn in school how to detect whether information is subjective or biased is strongly associated with the estimated percentage correct in the item that focuses on distinguishing facts from opinions in the PISA reading assessment among OECD countries.”

Source: OECD 2021, PISA 21st-Century Readers: Developing literacy skills in a digital world, p. 44







Adoption date: 30 September 2020


HOLISTIC APPROACH. STRATEGIES AND PRACTICES



Infrastructure



Content & curricula



Assessment practices



Professional development



Leadership & governance practices



Sector specific




Collaboration & networking

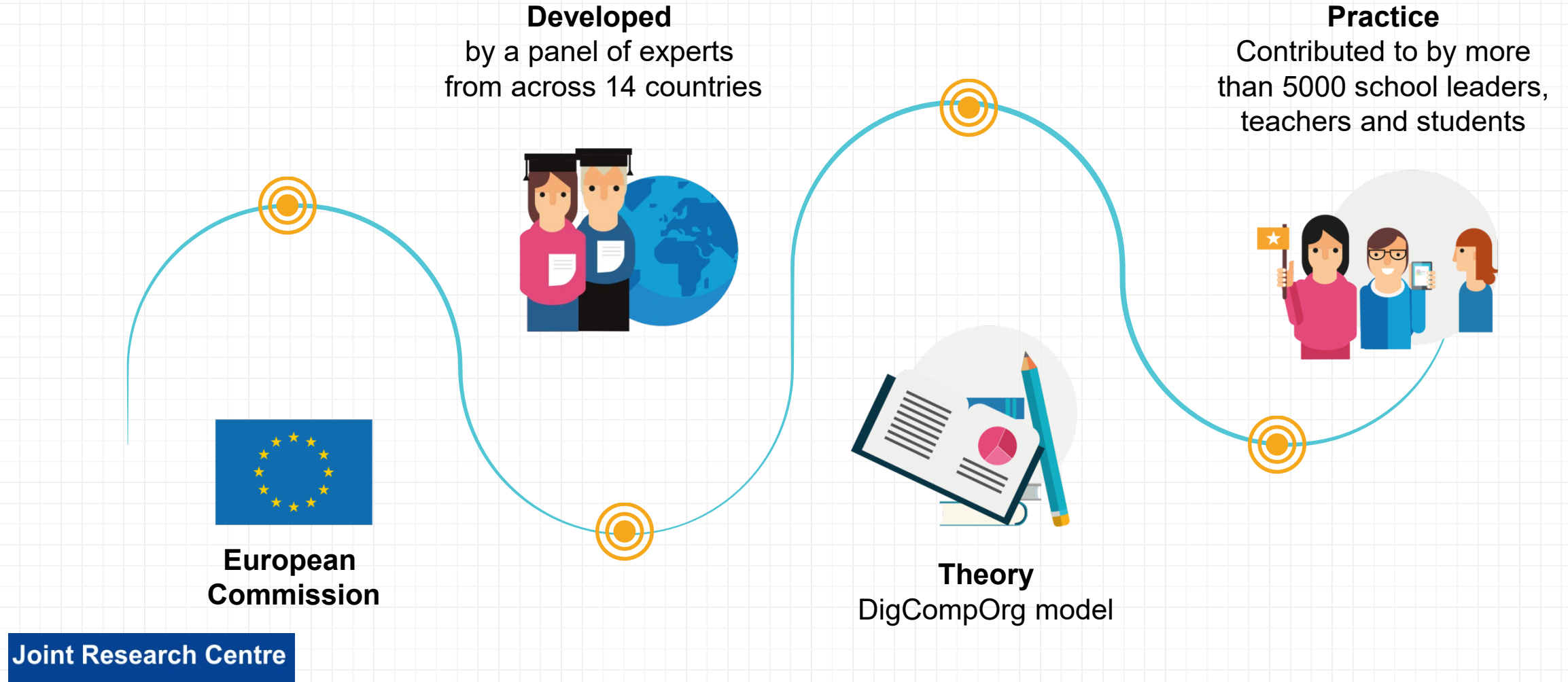


Teaching & learning practices

Soft Policy Instrument



WHO IS BEHIND SELFIE?





A European Framework for Digitally-Competent Educational Organisations



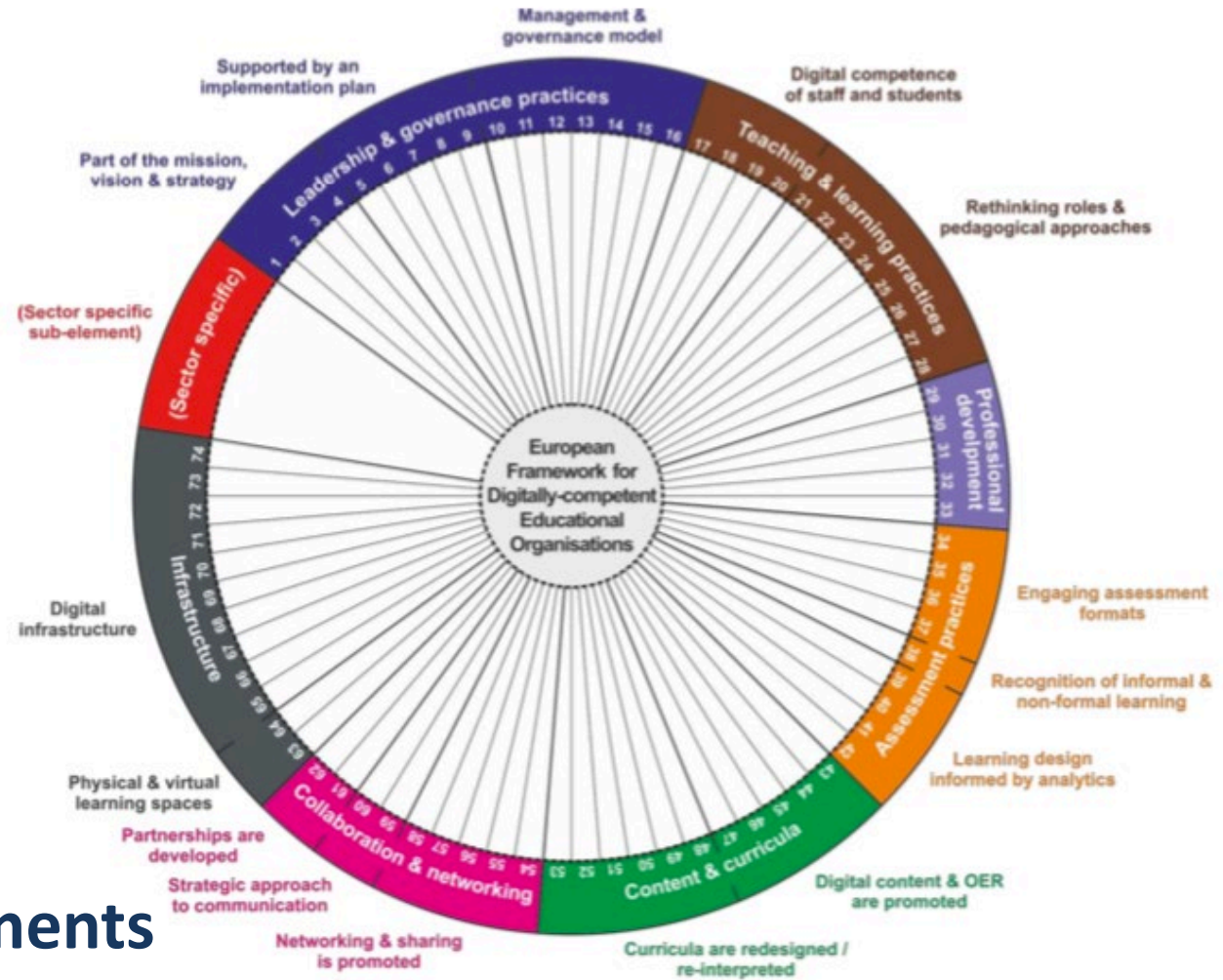
JRC SCIENCE FOR POLICY REPORT

Promoting Effective Digital-Age Learning

A European Framework for Digitally-Competent Educational Organisations

Panagiotis Kampylis, Yves Punie, Jim Devine

2015



7 key elements
15 sub-elements
74 descriptors

14 frameworks and self-assessment questionnaires analyzed

SELFIE




is about learning for the digital age

It's NOT about technology

FREE ONLINE TOOL




WHO TAKES PART?




Each has a different perspective

WHAT DOES SELFIE MEASURE?



Current position



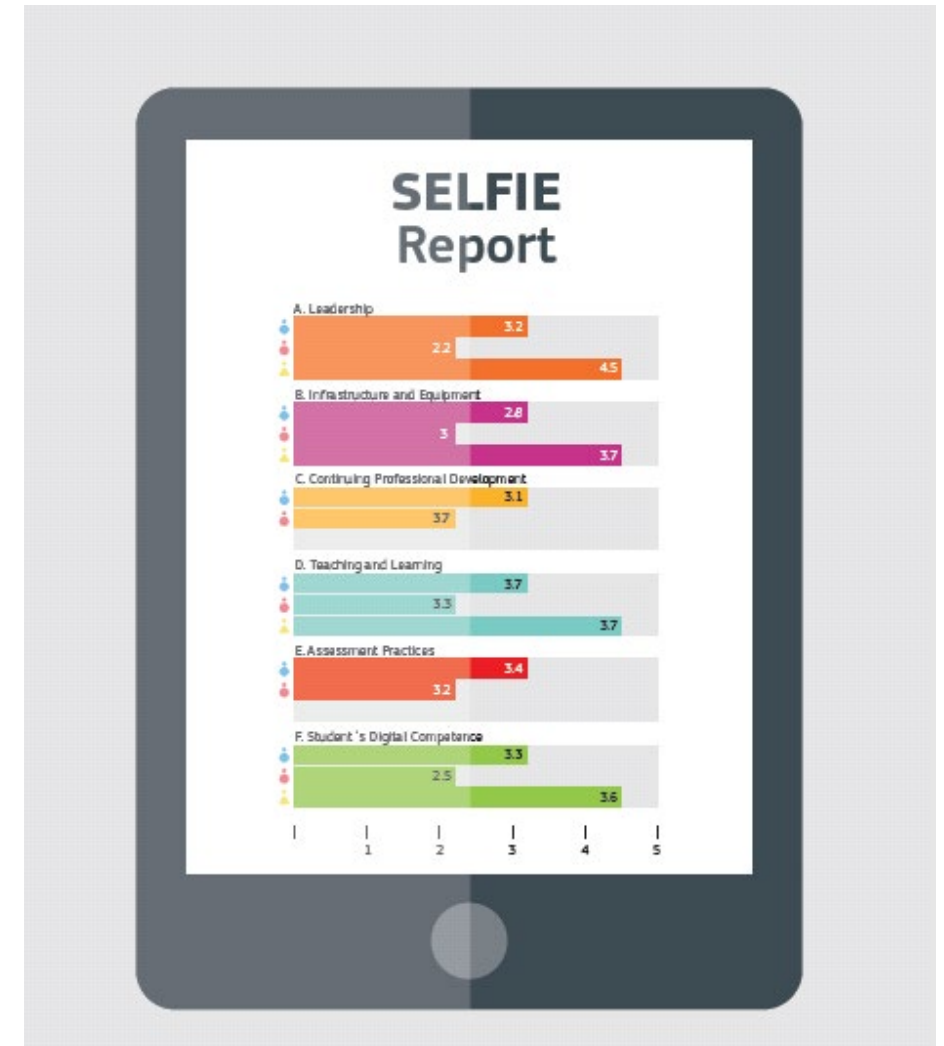
Change process



Future position

SELFIE School Report

It highlights what's working well,
where improvement is needed and
what the priorities should be



Basis for dialogue and planning

SELFIE school report can be used for a dialogue within the school, to develop an action plan...



CHECK LIST FOR SETTING UP THE SELFIE TOOL



| SETTING UP THE SCHOOL PROFILE | | | |
|-------------------------------|---------------------------------|---|---|
| CHECK BOX | STEPS | ACTIONS TO BE DONE | TIPS |
| <input type="checkbox"/> | 1. REGISTER YOUR SCHOOL | Insert the email address you choose to use (we recommend that you use an e-mail address to which you have easy access, but not personal, so that if the school coordinator changes, your school can keep the same address for SELFIE); fill in the captcha; tick the box accepting the SELFIE privacy policy, data protection and data use. | You will need to access this address to complete your registration, make sure that you have all credentials. |
| <input type="checkbox"/> | 2. ACTIVATE YOUR SCHOOL ACCOUNT | Check the school email address you entered previously; open the email with subject 'Complete your registration in SELFIE' and click on the contained link. | <ul style="list-style-type: none"> - If you don't receive the email within a few minutes since requested, check the SPAM folder. - The link contained in the email is valid for 48 hrs since it is requested. If you are not able to access within this time, you will need to start the process again by clicking on the 'forgot password?' frame (see 4). |
| <input type="checkbox"/> | 3. PASSWORD SETUP | Create a password for your school profile on SELFIE and confirm it. | <p>Passwords cannot include the local-part of the school's email address (the text before the @ symbol) and must contain at least 10 characters chosen from at least three of the following groups (white space permitted):</p> <ul style="list-style-type: none"> - Upper Case: A to Z - Lower Case: a to z - Numeric: 0 to 9 - Special Characters: !"#%&'()*+,-./:;<=>?@[\\]^_`{ }~ |
| <input type="checkbox"/> | 4. LOG IN AS SCHOOL COORDINATOR | Insert the email address that you registered and the password that you created. | If you forgot your password, you could create a new one here: https://schools-go-digital/jrc.ec.europa.eu/passwordResetRequest |
| <input type="checkbox"/> | 5. COMPLETE THE SCHOOL PROFILE | <p>Fill the requested information about your school (i.e., School official name, default language, participation in schools' networks, school location, school type, and other data).</p> <p><i>Remember, your school profile should be updated at least once per new academic year.</i></p> | <ul style="list-style-type: none"> - If convenient, you can insert an additional email to operate in the SELFIE platform (i.e. the school coordinator personal email). - Most of the questions are mandatory, but you can update your school profile at any time, so if while registering you don't have all the information, you can provide a provisional answer and revise it later on. - To familiarise with the tool, you may download the 'SELFIE guide for school coordinator' available in different languages, go to the section Resources. |

Roadmap



SELFIE piloting in 2017 - 14 countries



SELFIE launch in October 2018 - 67,714 users



2022 – 3.5 million users



SELFIE Forum






Studies



New features

- Now schools can download the SELFIE report in excel format (as well as pdf and png).
- SELFIE leaflet
<https://education.ec.europa.eu/document/selfie-e-tool-presentation-leaflet>
- Great Resources Page! New material regarding school support for SELFIE and action planning
<https://education.ec.europa.eu/selfie/resources>

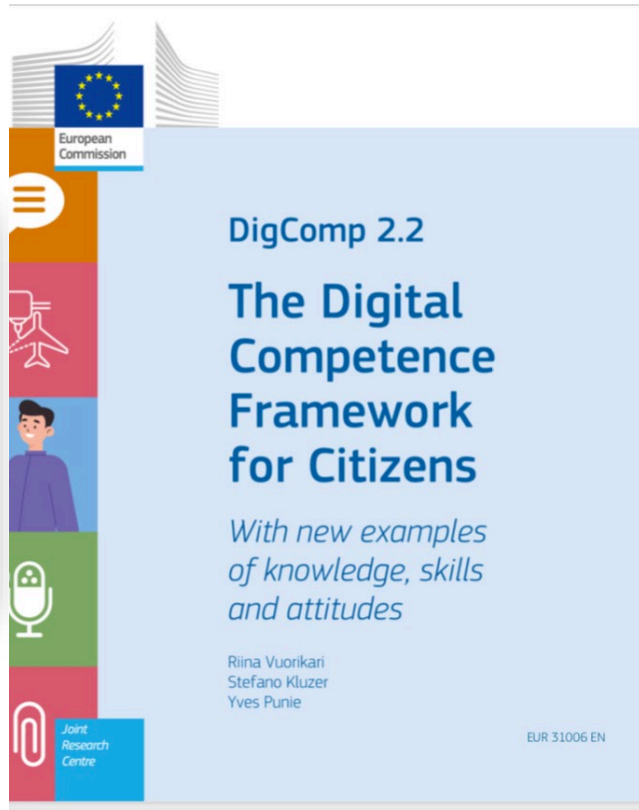



| | | |
|---|----------------------|--------------------------|
|  SELFIE questionnaires English (PDF - 1.35 MB - 69 pages) | Other languages (38) | Download |
|  Suggested optional SELFIE questions on blended learning English (PDF - 560.52 KB - 7 pages) | Other languages (37) | Download |
|  Example of a SELFIE final school report English (PDF - 3.67 MB - 31 pages) | | Download |

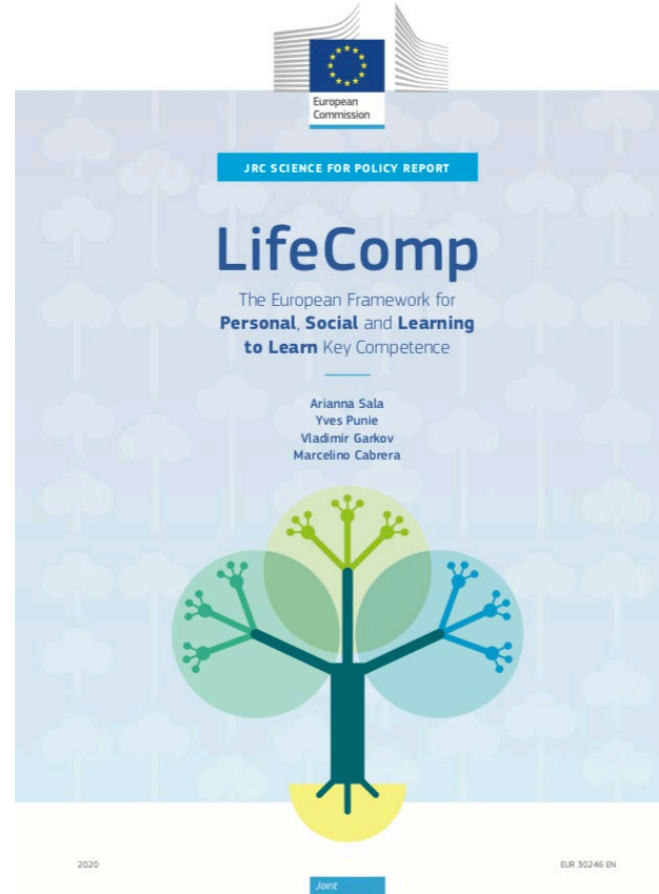
Upcoming Features

- Guide on how to organize a hackathon for schools who want to develop, improve and get new ideas and collaborate in creating their action.
- Impact assessment study of SELFIE, country reports (ministries).
- Shorter versions of SELFIE (mini and midi versions) for schools who want to monitor how they are doing with their digital development and fine tune their actions in the process – end of 2023.

Part of a wider research and policy agenda!



✓ DigComp (citizens, learners)



✓ LifeComp (students)



✓ DigCompEdu (educators)

Are you making the most of digital technologies for teaching and learning?



- free online tool
- takes around 25 minutes to complete
- receive automatic feedback report with results and tips for next steps
- all answers are anonymous
- different language versions available

[Log in or Sign up](#)

How Digital Schools Awards Europe supports school development



- Roadmap for digital development post-SELFIE
- Critical Friend support
- Links to national education policies
- Recognition for your journey
- Independent Validation
- Opportunity to mentor
- Free to participate



- Curated repository of innovative work by mentors
- Celebrates teaching practices around the SELFIE areas
- Promotes digital inclusion by partnering digitally mature *Mentor Schools* with developing *Academy Schools*
- *Piloting 2022 – April 2023*



DIGITAL SCHOOLS
AWARDS EUROPE



SELFIE DIGITAL
SCHOOLS ACADEMY



Thank You!

Next session: 4th Oct @18:00 CEST
'Leadership and Empowering Learners'

@awards4SELFIE